Strat/Pol Report: summary (MAS)

Generated on Jan 24, 2023 (in US Pacific Time [GMT-08:00])

powered by Adobe Analytics

COVID Content Use

Clinical Library Prod

Last 12 full months
Jan 1, 2022 - Dec 31, 2022

CL posted COVID Content in mid-March 2020

Segment	Segment	Site Region
CL-Exclude staff by NUID	Exclude Referrer equals any of http	mas

COVID Content Page Views (by month)

Page Views [all content containing "covid" for all regions]

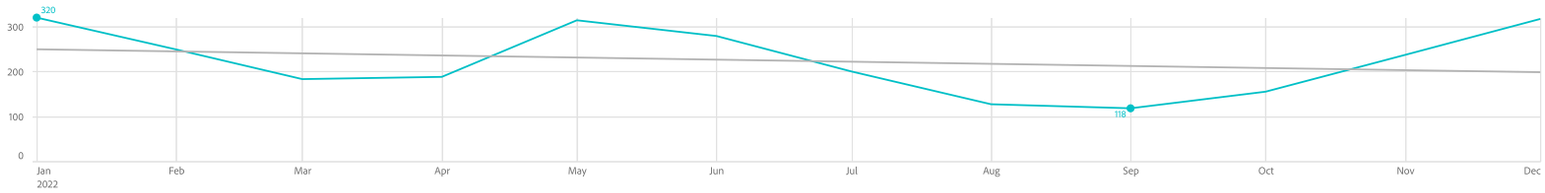

COVID Content (by month)

	Visits	Unique Visitors	Visits / Visitor	Page Views	Page Views / Visits	Average Time on Site
Segments Page: 1 / 1 Rows: 50 1-1 of 1	2,079	1,312	1.58	2,687	1.29	00:03:44
1. all content containing "covid" for ...	2,079 100.0%	1,312 100.0%	1.58 100.0%	2,687 100.0%	1.29 100.0%	00:03:44 100.0%
Month Page: 1 / 1 Rows: 400 1-12 of 12	2,079 out of 2,079	1,312 out of 1,312	1.58 out of 1.58	2,687 out of 2,687	1.29 out of 1.29	00:06:24 out of 00:06:24
1. Jan 2022	252 12.1%	185 14.1%	1.36 86.0%	320 11.9%	1.27 98.3%	00:05:41 88.9%
2. Feb 2022	192 9.2%	149 11.4%	1.29 81.3%	249 9.3%	1.30 100.3%	00:09:40 150.8%
3. Mar 2022	127 6.1%	73 5.6%	1.74 109.8%	183 6.8%	1.44 111.5%	00:07:17 113.6%
4. Apr 2022	156 7.5%	107 8.2%	1.46 92.0%	188 7.0%	1.21 93.2%	00:03:36 56.3%
5. May 2022	242 11.6%	168 12.8%	1.44 90.9%	314 11.7%	1.30 100.4%	00:07:07 111.0%
6. Jun 2022	204 9.8%	140 10.7%	1.46 92.0%	279 10.4%	1.37 105.8%	00:05:50 91.2%
7. Jul 2022	153 7.4%	103 7.9%	1.49 93.7%	200 7.4%	1.31 101.1%	00:06:07 95.5%
8. Aug 2022	101 4.9%	80 6.1%	1.26 79.7%	127 4.7%	1.26 97.3%	00:02:13 34.8%
9. Sep 2022	98 4.7%	68 5.2%	1.44 90.9%	118 4.4%	1.20 93.2%	00:11:30 179.4%
10. Oct 2022	107 5.1%	79 6.0%	1.35 85.5%	155 5.8%	1.45 112.1%	00:05:47 90.4%
11. Nov 2022	185 8.9%	136 10.4%	1.36 85.8%	237 8.8%	1.28 99.1%	00:05:26 84.9%
12. Dec 2022	262 12.6%	235 17.9%	1.11 70.4%	317 11.8%	1.21 93.6%	00:04:06 64.0%

COVID Content Page Views (by Region)

	Page Views
Segments Page: 1 / 1 Rows: 50 1-1 of 1	2,687
1. all content containing "covid" for all regions	2,687 100.0%
Site Region (advanced) Page: 1 / 1 Rows: 25 1-1 of 1	2,687 out of 2,687
1. mas	2,687 100.0%

COVID Top 20 Search Terms used by visitors who looked at CL Covid content

	Page Views
Segments Page: 1 / 1 Rows: 50 1-1 of 1	2,687
1. all content containing "covid" for all regions	2,687 100.0%
Search Term Page: < 2 / 7 > Rows: 25 26-50 of 165	500 out of 2,687
26. covid 19 vaccines	4 0.8%
27. covid vaccine information	4 0.8%
28. all about copd	4 0.8%
29. pfizer eua	4 0.8%
30. 0045-1628sp	4 0.8%
31. 0045-1871	3 0.6%
32. 0045-1635	3 0.6%
33. vaccine information covid	3 0.6%
34. pregnancy covid	3 0.6%
35. paxlovid faq	3 0.6%
36. covid 19 pregnancy	3 0.6%
37. caregiver	3 0.6%
38. monoclonal antibodies for pre exposure treatment for covid 19	3 0.6%
39. breast cancer	3 0.6%
40. 0045-1634	3 0.6%
41. covid booster	3 0.6%
42. Covid 19 and pregnancy	3 0.6%

all content containing "covid" for all regions		
43. vaccine fact	2	0.4%
44. 0045-1849	2	0.4%
45. face mask	2	0.4%
46. sotrovimab	2	0.4%
47. vaccine information fact sheet	2	0.4%
48. COVID 19 vaccine for children	2	0.4%
49. covid vaccine info	2	0.4%
50. covid vaccine and pregnancy	2	0.4%

COVID Top 20 Pages Viewed

	Page Views	
Segments Page: 1 / 1 Rows: 50 1-1 of 1	Jan 1 – Dec 31	↓ 2,687
1. all content containing "covid" for all regions	2,687	100.0%
Page Title Page: 1 / 6 › Rows: 25 1-25 of 126	Jan 1 – Dec 31	2,687 out of 2,687
1. Nirmatrelvir with Ritonavir (Paxlovid) - Emergency Use for the Treatment of COVID-19: Drug FAQ for Providers | MAS Clinical Library	602	22.4%
2. COVID-19 Vaccines | NATL Clinical Library	559	20.8%
3. Paxlovid Drug-Drug Interaction Table | MAS Clinical Library	141	5.2%
4. Molnupiravir - Emergency Use for the Treatment of COVID-19: Drug FAQ for Providers | MAS Clinical Library	134	5.0%
5. COVID-19 Vaccines | MAS Clinical Library	108	4.0%
6. COVID-19 Vaccines for Children: Possible Side Effects and How to Manage Them | NATL Clinical Library	106	3.9%
7. COVID-19 Vaccines: What You Should Know | NATL Clinical Library	99	3.7%
8. COVID-19 Vaccine: What you should know | NATL Clinical Library	97	3.6%
9. COVID-19 Vaccine: What you should know | MAS Clinical Library	90	3.3%
10. COVID-19 and Pregnancy FAQs | MAS Clinical Library	66	2.5%
11. Taking Care of Yourself During COVID-19 | MAS Clinical Library	65	2.4%
12. COVID-19 Vaccines for Children | NATL Clinical Library	52	1.9%
13. Taking Care of Yourself During COVID-19 | NATL Clinical Library	48	1.8%
14. COVID-19: Getting Vaccinated While Pregnant | MAS Clinical Library	44	1.6%
15. COVID-19 - Employee Positive Form | MAS Clinical Library	24	0.9%
16. Over the Counter (OTC) Meds: What to Take for COVID-19 Symptom Relief | MAS Clinical Library	24	0.9%
17. Caregiver Tips: Caring for Someone with COVID-19 | MAS Clinical Library	23	0.9%
18. Reference Container Page	20	0.7%
19. Flu Season: Understanding your Symptoms | MAS Clinical Library	20	0.7%
20. COVID-19 Vaccines: What You Should Know | MAS Clinical Library	18	0.7%
21. Managing Diabetes During the COVID-19 Pandemic | MAS Clinical Library	16	0.6%
22. Maintaining Your Mental Health and Well-being While Working from Home | MAS Clinical Library	16	0.6%
23. Mammogram FAQs for women receiving the COVID-19 vaccine | MAS Clinical Library	15	0.6%
24. COVID-19 Vaccine: Managing Side Effects Flyer | MAS Clinical Library	14	0.5%
25. Over the Counter (OTC) Meds: What to Take for COVID-19 Symptom Relief | NATL Clinical Library	14	0.5%

Share With a Member

Clinical Library Prod

Last 12 full months
Jan 1, 2022 - Dec 31, 2022

Segment	Segment	Site Region
CL-Exclude staff by NUID	Exclude Referrer equals any of http	mas

Public Page Use

User Role Instances [User Role: Member-Patient]

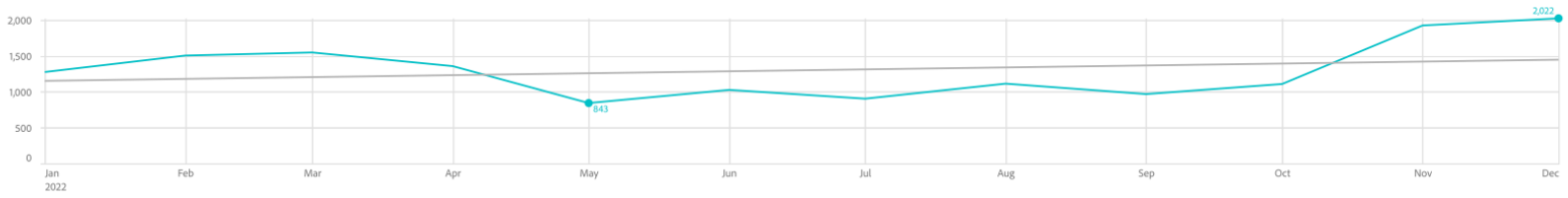

Public Page Use: by month

Share with a Member functionality went live on Clinical Library in March 2020.

	User Role Instances	
User Role member Page: 1 / 1 Rows: 50 1-1 of 1	Jan 1 – Dec 31	↓ 15,590 out of 24,600
1. Member-Patient	15,590	100.0%

Month		
Page: 1 / 1 Rows: 400 1-12 of 12	15,590 out of 15,590	
1. Jan 2022	1,275	8.2%
2. Feb 2022	1,504	9.6%
3. Mar 2022	1,547	9.9%
4. Apr 2022	1,357	8.7%
5. May 2022	843	5.4%
6. Jun 2022	1,026	6.6%
7. Jul 2022	904	5.8%
8. Aug 2022	1,113	7.1%
9. Sep 2022	968	6.2%
10. Oct 2022	1,108	7.1%
11. Nov 2022	1,923	12.3%
12. Dec 2022	2,022	13.0%

Member-Patient

Public Page Use: Top Content

User Role	User Role Instances	
User Role member Page: 1 / 1 Rows: 50 1-1 of 1	15,590 out of 24,600	
1. Member-Patient	15,590	100.0%
Page Title Page: 1 / 20 Rows: 25 1-25 of 481	15,590 out of 15,590	
1. Healthy Weight and You | NATL Clinical Library	2,401	15.4%
2. Prenatal 2: Labor and Delivery Class Handouts | NATL Clinical Library	705	4.5%
3. Prenatal 2: Labor and Delivery Presentation | NATL Clinical Library	470	3.0%
4. COVID-19 Vaccines | NATL Clinical Library	463	3.0%
5. Prenatal 3: Preparing for Your Newborn Handouts | NATL Clinical Library	404	2.6%
6. The Wheel of Wellness Assessment | NATL Clinical Library	371	2.4%
7. Weight Control: Strategies for Lifestyle Change and Long-Term Weight Management | NATL Clinical Library	307	2.0%
8. Prenatal 3: Preparing for Your Newborn Presentation | NATL Clinical Library	303	1.9%
9. Taking Care of your Breast Cancer With a Multidisciplinary Approach | NATL Clinical Library	293	1.9%
10. InStep with Diabetes Packet | NATL Clinical Library	278	1.8%
11. Living Well with Chronic Kidney Disease (CKD) Presentation | NATL Clinical Library	276	1.8%
12. Healthy Weight By Design - Participant Guide | NATL Clinical Library	273	1.8%
13. Chronic Kidney Disease: Living With Kidney Disease | NATL Clinical Library	262	1.7%
14. Healthy Weight and You | MAS Clinical Library	247	1.6%
15. 7 Meal Ideas for Breakfast, Lunch, and Dinner | NATL Clinical Library	232	1.5%
16. Virtual Pain Resource Center | NATL Clinical Library	230	1.5%
17. Virtual Pain Resource Center | MAS Clinical Library	227	1.5%
18. Health Resource Coordination Program Flyer and FAQ | NATL Clinical Library	217	1.4%
19. Weight Control Handouts | NATL Clinical Library	213	1.4%
20. Sleep and Mental Health Presentation | NATL Clinical Library	207	1.3%
21. Healthy Food Choices - The Plate | NATL Clinical Library	204	1.3%
22. Managing Stress in Times of Change Presentation | NATL Clinical Library	172	1.1%
23. InStep with Diabetes | NATL Clinical Library	170	1.1%
24. Chronic Kidney Disease Healthy Living Class Packet | NATL Clinical Library	167	1.1%
25. Joint replacement handbook: Your guide to surgery and recovery | NATL Clinical Library	167	1.1%

Member-Patient

Clinical Calculator data

Clinical Library Prod

Last 12 full months
Jan 1, 2022 - Dec 31, 2022

This report has a table for each individual calculator

Segment: CL-Exclude staff by NUID
Segment: Exclude Referrer equals any of http
Site Region: mas

Activity by Calculator Name

Segments	Page Views	Visits	Unique Visitors	Page Views / Visits	Visits / Visitor
Page: 1 / 1 Rows: 50 1-49 of 49	47	42	9	7.09	14.00
1. CL Calculator: Pediatric Emergency Calculator	38 80.9%	35 83.3%	5 55.6%	1.09 15.3%	7.00 50.0%
2. CL Calculator: Dyslipidemia - KPARE Calculator	4 8.5%	4 9.5%	1 11.1%	1.00 14.1%	4.00 28.6%
3. CL Calculator: NICU Feeding Advancement Calculator	2 4.3%	1 2.4%	1 11.1%	2.00 28.2%	1.00 7.1%
4. CL Calculator: CHADS2-VASc Interregional - SDM version	2 4.3%	1 2.4%	1 11.1%	2.00 28.2%	1.00 7.1%
5. CL Calculator: Community Aquired Pneumonia Calculator	1 2.1%	1 2.4%	1 11.1%	1.00 14.1%	1.00 7.1%
6. CL Calculator: 6-Month Mortality on HD	0 0.0%	0 0.0%	0 0.0%	Invalid	Invalid
7. CL Calculator: SCAL COVID-19 Therapeutics Tool	0 0.0%	0 0.0%	0 0.0%	Invalid	Invalid
8. CL Calculator: SCAL COVID-19 Therapeutics Tool - Prevention	0 0.0%	0 0.0%	0 0.0%	Invalid	Invalid
9. CL Calculator: COVID-19 MRNA Vaccine Tool	0 0.0%	0 0.0%	0 0.0%	Invalid	Invalid
10. CL Calculator: Severity Score Calculator	0 0.0%	0 0.0%	0 0.0%	Invalid	Invalid
11. CL Calculator: Prenatal Appointment SF-only Calculator	0 0.0%	0 0.0%	0 0.0%	Invalid	Invalid
12. CL Calculator: NICU Weight-Based Emergency Med Guidelines	0 0.0%	0 0.0%	0 0.0%	Invalid	Invalid
13. CL Calculator: Menopause (HRT) Treatment Tool	0 0.0%	0 0.0%	0 0.0%	Invalid	Invalid
14. CL Calculator: GI MELD Calculator	0 0.0%	0 0.0%	0 0.0%	Invalid	Invalid
15. CL Calculator: Surgical Risk Calculator	0 0.0%	0 0.0%	0 0.0%	Invalid	Invalid
16. CL Calculator: Opioid SDM Calculator	0 0.0%	0 0.0%	0 0.0%	Invalid	Invalid
17. CL Calculator: ED Sepsis Tool - Greater Southern Alameda Area ED	0 0.0%	0 0.0%	0 0.0%	Invalid	Invalid
18. CL Calculator: Duke Treadmill Calculator	0 0.0%	0 0.0%	0 0.0%	Invalid	Invalid

19. CL Calculator: CKD Prediction Tool	0	0.0%	0	0.0%	0	0.0%	Invalid	Invalid
20. CL Calculator: Contrast-Induced Nephropathy Risk Score Calculator	0	0.0%	0	0.0%	0	0.0%	Invalid	Invalid
21. CL Calculator: CAD Workup Tool	0	0.0%	0	0.0%	0	0.0%	Invalid	Invalid
22. CL Calculator: Cardiac MRI Calculator	0	0.0%	0	0.0%	0	0.0%	Invalid	Invalid
23. CL Calculator: Tissue Plasminogen Activator (tPA) Calculator	0	0.0%	0	0.0%	0	0.0%	Invalid	Invalid
24. CL Calculator: Local Anesthesia Toxicity Calculator	0	0.0%	0	0.0%	0	0.0%	Invalid	Invalid
25. CL Calculator: Syncope Guidelines	0	0.0%	0	0.0%	0	0.0%	Invalid	Invalid
26. CL Calculator: Spine Fracture Decision Calculator	0	0.0%	0	0.0%	0	0.0%	Invalid	Invalid
27. CL Calculator: Prothombin Complex Concentrate Calculator	0	0.0%	0	0.0%	0	0.0%	Invalid	Invalid
28. CL Calculator: Prenatal Appointment Calculator	0	0.0%	0	0.0%	0	0.0%	Invalid	Invalid
29. CL Calculator: Pre-dose Allergy Triage for COVID-19 Vaccinations	0	0.0%	0	0.0%	0	0.0%	Invalid	Invalid
30. CL Calculator: Post-Cardiac Surgery Insulin Calculator	0	0.0%	0	0.0%	0	0.0%	Invalid	Invalid
31. CL Calculator: Palpitations Guidelines	0	0.0%	0	0.0%	0	0.0%	Invalid	Invalid
32. CL Calculator: NIHSS Stroke Calculator	0	0.0%	0	0.0%	0	0.0%	Invalid	Invalid
33. CL Calculator: MR (Mitral Regurgitation) Decision Calculator	0	0.0%	0	0.0%	0	0.0%	Invalid	Invalid
34. CL Calculator: Kidney Failure Risk Equation	0	0.0%	0	0.0%	0	0.0%	Invalid	Invalid
35. CL Calculator: Headache Tool – Clinical Decision Guidance	0	0.0%	0	0.0%	0	0.0%	Invalid	Invalid
36. CL Calculator: Fresh Frozen Plasma Calculator	0	0.0%	0	0.0%	0	0.0%	Invalid	Invalid
37. CL Calculator: COVID-19 Vaccine Risk SDM- NW	0	0.0%	0	0.0%	0	0.0%	Invalid	Invalid
38. CL Calculator: CAD Treadmill Mortality Calculator	0	0.0%	0	0.0%	0	0.0%	Invalid	Invalid
39. CL Calculator: BMI Calculator	0	0.0%	0	0.0%	0	0.0%	Invalid	Invalid
40. CL Calculator: Dyslipidemia CAD NW risk ASCVD Calculator - NW Only	0	0.0%	0	0.0%	0	0.0%	Invalid	Invalid
41. CL Calculator: Dyslipidemia CAD risk ASCVD Calculator	0	0.0%	0	0.0%	0	0.0%	Invalid	Invalid
42. CL Calculator: Anticoagulation – Clinical Decision Guidance	0	0.0%	0	0.0%	0	0.0%	Invalid	Invalid
43. CL Calculator: Aortogram Calculator	0	0.0%	0	0.0%	0	0.0%	Invalid	Invalid
44. CL Calculator: CHADS2 Afib Risk Calculator - NCAL version	0	0.0%	0	0.0%	0	0.0%	Invalid	Invalid
45. CL Calculator: Stable Chest Pain Decision Tool (formerly CAD Pretest Calculator)	0	0.0%	0	0.0%	0	0.0%	Invalid	Invalid
46. CL Calculator: TPMG COVID-19 Therapeutics Tool - Treatment	0	0.0%	0	0.0%	0	0.0%	Invalid	Invalid
47. CL Calculator: TPMG COVID-19 Therapeutics Tool - Prevention	0	0.0%	0	0.0%	0	0.0%	Invalid	Invalid
48. CL Calculator: Adult Outcomes Questionnaire for Primary Care	0	0.0%	0	0.0%	0	0.0%	Invalid	Invalid
49. CL Calculator: Dizziness Decision Tool	0	0.0%	0	0.0%	0	0.0%	Invalid	Invalid

Clinical Calculator use by Month

Page Views [All CL Clinical Calculator activity]

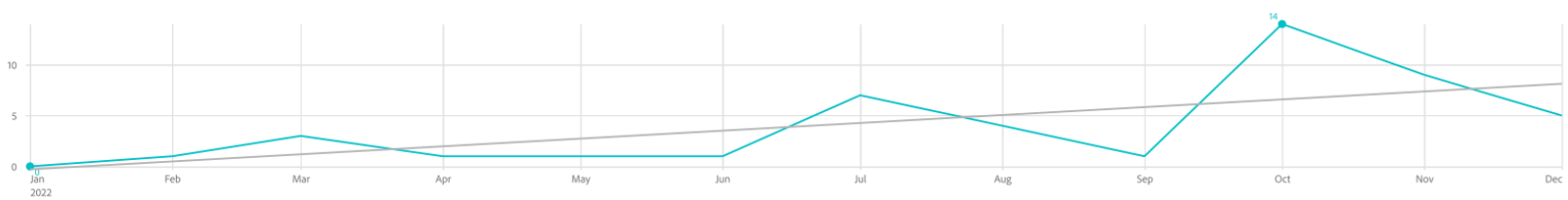

Calculator activity by month

	Page Views
Segments Page: 1 / 1 Rows: 50 1-1 of 1	Jan 1 – Dec 31 ↓ 47
1. All CL Clinical Calculator activity	47 100.0%
Month ↓ Page: 1 / 1 Rows: 400 1-12 of 12	Jan 1 – Dec 31 47 out of 47
1. Dec 2022	5 10.6%
2. Nov 2022	9 19.1%
3. Oct 2022	14 29.8%
4. Sep 2022	1 2.1%
5. Aug 2022	4 8.5%
6. Jul 2022	7 14.9%
7. Jun 2022	1 2.1%
8. May 2022	1 2.1%
9. Apr 2022	1 2.1%
10. Mar 2022	3 6.4%
11. Feb 2022	1 2.1%
12. Jan 2022	0 0.0%

All CL Clinical Calculator activity

Overall Site Use

Clinical Library Prod

Last 12 full months
Jan 1, 2022 - Dec 31, 2022

Segment	Segment	Segment	Site Region
CL-Exclude staff by NUID	No Data Spike - CO	Exclude Referrer equals any of http	mas

CL Site Use by Month

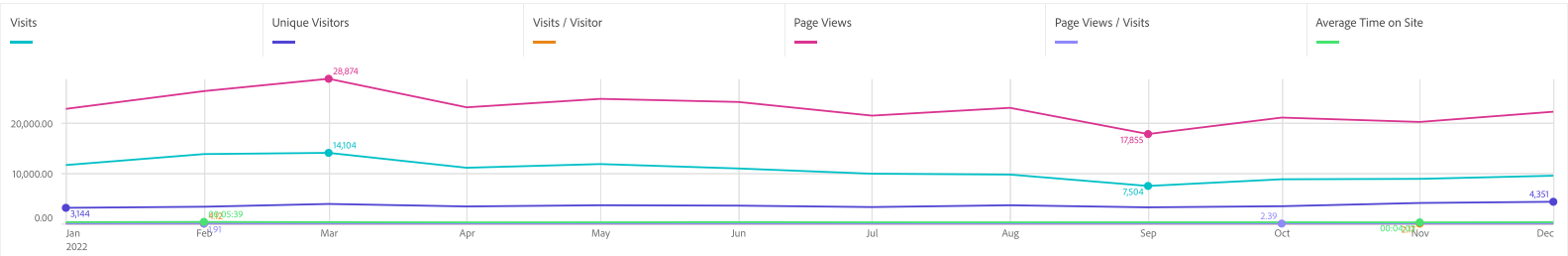

CL Site Use: by Month

Month	Visits	Unique Visitors	Visits / Visitor	Page Views	Page Views / Visits	Average Time on Site
Page: 1 / 1 Rows: 400 1-12 of 12	128,168 out of 128,168	31,720 out of 31,720	4.04 out of 4.04	276,625 out of 276,625	2.16 out of 2.16	00:04:36 out of 00:04:36
1. Mar 2022	14,104 11.0%	3,918 12.4%	3.60 89.1%	28,874 10.4%	2.05 94.9%	00:04:49 104.8%
2. Feb 2022	13,863 10.8%	3,364 10.6%	4.12 102.0%	26,415 9.5%	1.91 88.3%	00:05:39 122.6%
3. May 2022	11,870 9.3%	3,658 11.5%	3.24 80.3%	24,868 9.0%	2.10 97.1%	00:04:22 94.7%
4. Jun 2022	10,992 8.6%	3,579 11.3%	3.07 76.0%	24,249 8.8%	2.21 102.2%	00:04:55 106.8%
5. Apr 2022	11,133 8.7%	3,422 10.8%	3.25 80.5%	23,181 8.4%	2.08 96.5%	00:04:06 89.1%
6. Aug 2022	9,776 7.6%	3,656 11.5%	2.67 66.2%	23,080 8.3%	2.36 109.4%	00:04:17 93.0%
7. Jan 2022	11,673 9.1%	3,144 9.9%	3.71 91.9%	22,872 8.3%	1.96 90.8%	00:04:49 104.5%
8. Dec 2022	9,548 7.4%	4,351 13.7%	2.19 54.3%	22,305 8.1%	2.34 108.2%	00:04:43 102.4%
9. Jul 2022	9,946 7.8%	3,297 10.4%	3.02 74.7%	21,526 7.8%	2.16 100.3%	00:04:20 94.3%
10. Oct 2022	8,839 6.9%	3,467 10.9%	2.55 63.1%	21,134 7.6%	2.39 110.8%	00:04:31 98.2%
11. Nov 2022	8,920 7.0%	4,113 13.0%	2.17 53.7%	20,266 7.3%	2.27 105.3%	00:04:03 88.1%
12. Sep 2022	7,504 5.9%	3,244 10.2%	2.31 57.2%	17,855 6.5%	2.38 110.2%	00:04:29 97.4%

Unique Visitors per Month

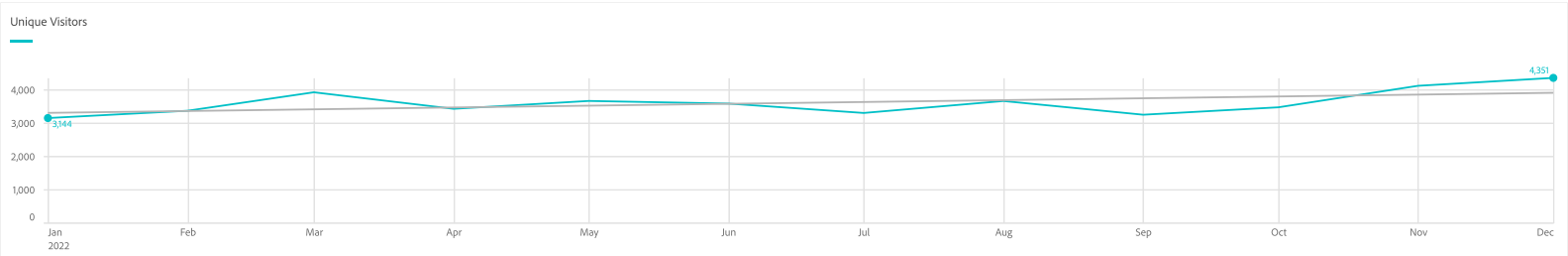

CL Site Use: Unique Visitors by Month

Month	Unique Visitors
Page: 1 / 1 Rows: 400 1-12 of 12	31,720 out of 31,720
1. Jan 2022	3,144 9.9%
2. Feb 2022	3,364 10.6%
3. Mar 2022	3,918 12.4%
4. Apr 2022	3,422 10.8%
5. May 2022	3,658 11.5%
6. Jun 2022	3,579 11.3%
7. Jul 2022	3,297 10.4%
8. Aug 2022	3,656 11.5%
9. Sep 2022	3,244 10.2%
10. Oct 2022	3,467 10.9%
11. Nov 2022	4,113 13.0%
12. Dec 2022	4,351 13.7%

CL Site Use: Unique Visitors by Region

Site Region (advanced)	Unique Visitors
Page: 1 / 1 Rows: 400 1-1 of 1	31,720 out of 31,720
1. mas	31,720 100.0%

CL Site Use: by user role

User Role	User Role Instances	Page Views	Visits	Visits / Visitor
Page: 1 / 1 Rows: 400 1-11 of 11	24,600 out of 24,600	26,946 out of 276,625	14,826 out of 128,168	1.78 out of 4.04
1. Member-Patient	15,590 63.4%	16,053 59.6%	10,098 68.1%	1.37 77.3%
2. guest employee	4,622 18.8%	6,453 23.9%	2,431 16.4%	2.50 140.5%
3. non-clinical	2,531 10.3%	2,540 9.4%	1,397 9.4%	127.00 1,000.0+%
4. registered-nurse	443 1.8%	514 1.9%	205 1.4%	4.36 245.5%
5. health-educator	503 2.0%	479 1.8%	159 1.1%	39.75 1,000.0+%
6. pharmacist	422 1.7%	423 1.6%	309 2.1%	7.72 434.9%
7. physician	328 1.3%	321 1.2%	189 1.3%	2.82 158.8%
8. other-discipline	92 0.4%	94 0.3%	30 0.2%	3.33 187.6%
9. nurse-practitioner	54 0.2%	54 0.2%	14 0.1%	2.33 131.4%
10. psychologist	11 0.0%	11 0.0%	10 0.1%	5.00 281.5%
11. librarian	4 0.0%	4 0.0%	2 0.0%	2.00 112.6%

My Clinical Library Favorites Page

Page Title My Clinical	Page Title Instances	Page Views	Visits	Visits / Visitor
Page: 1 / 1 Rows: 50 1-2 of 2	5,104 out of 280,780	5,075 out of 276,625	3,052 out of 128,168	3.39 out of 4.04
1. My Clinical Library	5,039 98.7%	5,010 98.7%	3,017 98.9%	3.37 99.4%
2. My Clinical Library | MAS Clinical Library	65 1.3%	65 1.3%	57 1.9%	1.43 42.1%

CL Site Use by Month

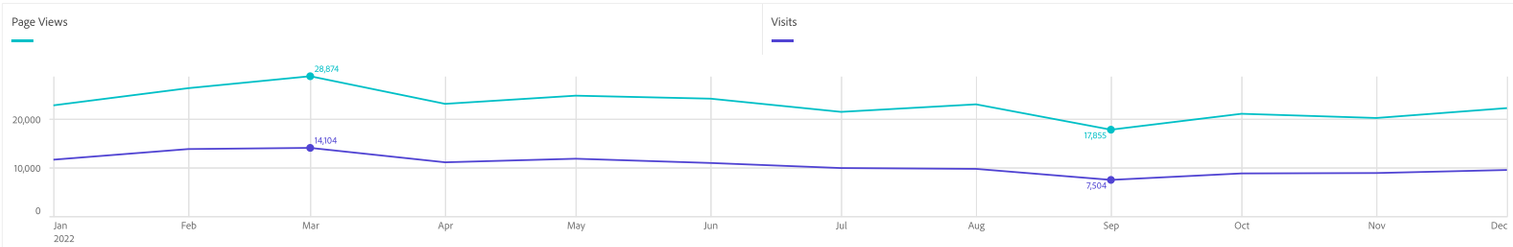

CL Site Content: Top Accessed Page Titles

Page Title (advanced)	Page Views	Visits
Page: 1 / 112 Rows: 50 1-50 of 5,553	179,113 out of 276,625	110,052 out of 128,168
1. Hospital EMR Links | MAS Clinical Library	46,652 26.0%	39,766 36.1%
2. Clinical Library MAS | MAS Clinical Library	18,467 10.3%	15,055 13.7%
3. Clinical Library MAS	9,947 5.6%	8,188 7.4%
4. Healthy Weight and You | NATL Clinical Library	2,415 1.3%	2,018 1.8%
5. Oncology Drug Treatment Pathways – NATIONAL | Clinical Library	1,305 0.7%	776 0.7%
6. Diagnosis Review BPA Tipsheet | MAS Clinical Library	1,189 0.7%	1,102 1.0%
7. Healthy Weight and You | MAS Clinical Library	799 0.4%	670 0.6%
8. Diabetes - Adult Guideline - National | MAS Clinical Library	776 0.4%	739 0.7%
9. Health Assessment - Eleven- Seventeen Years | MAS Clinical Library	728 0.4%	615 0.6%
10. Breastfeeding Your Baby: Safe Storage of Breast Milk for Full-Term Babies | MAS Clinical Library	725 0.4%	688 0.6%
11. Prenatal 2: Labor and Delivery Class Handouts | NATL Clinical Library	709 0.4%	560 0.5%
12. Commercial | MAS Clinical Library	704 0.4%	506 0.5%
13. Behavioral Health Psychotherapy Groups | MAS Clinical Library	700 0.4%	622 0.6%
14. Controlling Your Diabetes With Healthy Eating (Plate Method) | MAS Clinical Library	672 0.4%	620 0.6%
15. Cholesterol and Cardiovascular Risk Guidelines - National | MAS Clinical Library	647 0.4%	629 0.6%
16. Health Assessment - Eleven- Seventeen Years (Parent) | MAS Clinical Library	618 0.3%	521 0.5%
17. Nirmatrelvir with Ritonavir (Paxlovid) - Emergency Use for the Treatment of COVID-19: Drug FAQ for Providers | MAS Clinical Library	602 0.3%	519 0.5%
18. Oncology Drug Treatment Pathways – NATIONAL	579 0.3%	339 0.3%
19. Parenting Leave FMLA Tips | MAS Clinical Library	575 0.3%	510 0.5%
20. Conflicting Types of Diabetes | MAS Clinical Library	569 0.3%	517 0.5%
21. COVID-19 Vaccines | NATL Clinical Library	559 0.3%	481 0.4%
22. Colposcopy: Pre-op - Patient Instructions | MAS Clinical Library	537 0.3%	475 0.4%
23. Health Assessment - 11-17 Years | MAS Clinical Library	513 0.3%	406 0.4%
24. PHQ-9/GAD-7 Screening Tool | MAS Clinical Library	496 0.3%	408 0.4%
25. Nutrition Diabetes Packet | MAS Clinical Library	491 0.3%	405 0.4%
26. Health Resource Coordination Program Flyer and FAQ | MAS Clinical Library	485 0.3%	417 0.4%
27. Health Assessment - Two to Four Weeks | MAS Clinical Library	475 0.3%	404 0.4%
28. Prenatal 2: Labor and Delivery Presentation | NATL Clinical Library	472 0.3%	418 0.4%
29. Healthy Beginnings Issue 5 | MAS Clinical Library	465 0.3%	441 0.4%
30. Health Assessment - Four Years | MAS Clinical Library	454 0.3%	381 0.3%
31. Health Assessment - Six- Eight Years | MAS Clinical Library	450 0.3%	394 0.4%
32. Hemorrhoids - Patient Instructions | MAS Clinical Library	448 0.3%	371 0.3%
33. Virtual Pain Resource Center | MAS Clinical Library	432 0.2%	347 0.3%
34. Low Back Pain: Exercises - Patient Instructions | MAS Clinical Library	409 0.2%	387 0.4%
35. Prenatal 3: Preparing for Your Newborn Handouts | NATL Clinical Library	408 0.2%	343 0.3%
36. Community Resources for Expectant Mothers | MAS Clinical Library	402 0.2%	351 0.3%
37. Health Assessment - 11-17 Years (Parent) | MAS Clinical Library	379 0.2%	313 0.3%
38. Virginia Medicaid | MAS Clinical Library	379 0.2%	248 0.2%

39. The Wheel of Wellness Assessment | NATL Clinical Library	377	0.2%	346	0.3%
40. Reference Container Page	372	0.2%	283	0.3%
41. PHQ-9 Depression Questionnaire for Patients | MAS Clinical Library	369	0.2%	291	0.3%
42. From Prenatal to Pediatrics: Care / Education / Support | MAS Clinical Library	368	0.2%	359	0.3%
43. Colposcopy: Post-op - Patient Instructions | MAS Clinical Library	358	0.2%	332	0.3%
44. Health Assessment - Three Years | MAS Clinical Library	356	0.2%	299	0.3%
45. Health Assessment - Four Months | MAS Clinical Library	351	0.2%	294	0.3%
46. Maryland Medicaid | MAS Clinical Library	350	0.2%	229	0.2%
47. Health Assessment - Five Years | MAS Clinical Library	345	0.2%	286	0.3%
48. Upper Back: Exercises - Patient Instructions | MAS Clinical Library	341	0.2%	321	0.3%
49. 7 Meal Ideas for Breakfast, Lunch, and Dinner | MAS Clinical Library	341	0.2%	318	0.3%
50. Health Assessment - Two Months | MAS Clinical Library	341	0.2%	287	0.3%

CL Site Content: Top Accessed URLS

Page Path Page: 1 / 121 › Rows: 50 1-50 of 6,018	Page Path Instances Jan 1 – Dec 31 280,017 out of 280,017		Page Views Jan 1 – Dec 31 276,625 out of 276,625		Visits Jan 1 – Dec 31 128,168 out of 128,168	
1. /mas/home/search.html	61,466	22.0%	59,562	21.5%	27,885	21.8%
2. /mas/home.html	54,615	19.5%	54,092	19.6%	43,098	33.6%
3. /mas/news/emr-portal.html	46,778	16.7%	46,777	16.9%	39,833	31.1%
4. /mas/home/browsebox.html	6,479	2.3%	6,415	2.3%	5,055	3.9%
5. /mas/home/my-clinical-library.html	5,094	1.8%	5,065	1.8%	3,044	2.4%
6. /mas/operations/PatientCareResources/Weight-Management-Microsite.nohf.public.html	2,962	1.1%	2,915	1.1%	2,416	1.9%
7. /mas/home/refcontainerpage.html/content/clinicallibrary/natl/pathways/oncology/index.html	1,913	0.7%	1,913	0.7%	1,110	0.9%
8. /content/dam/clinicallibrary/mas/operations/technical-resources/Diagnosis-Review-BPA-Tipsheet.pdf	1,204	0.4%	1,204	0.4%	1,115	0.9%
9. /content/dam/clinicallibrary/mas/mem_ed/healthed/Infant_Care_Child_Health/p-4-13-18Year.pdf	1,169	0.4%	1,168	0.4%	1,000	0.8%
10. /content/dam/clinicallibrary/mas/mem_ed/healthed/Infant_Care_Child_Health/q-3-13-18Year.pdf	891	0.3%	891	0.3%	770	0.6%
11. /content/dam/clinicallibrary/mas/mem_ed/healthed/Pregnancy_Prenatal_Care/Prenatal-2-Handouts-Online.pdf	812	0.3%	808	0.3%	652	0.5%
12. /content/dam/clinicallibrary/mas/mem_ed/healthed/diabetes/plate_method.pdf	806	0.3%	804	0.3%	732	0.6%
13. /content/clinicallibrary/natl/cmi/programs/diabetes/guideline/index.html	769	0.3%	769	0.3%	732	0.6%
14. /content/dam/clinicallibrary/mas/mem_ed/healthed/covid-19/KP-COVID-VaccineInfo.pdf	760	0.3%	760	0.3%	638	0.5%
15. /mas/operations/commercial.html	705	0.3%	704	0.3%	506	0.4%
16. /mas/mem_ed/healthed/BehavioralHealthPsychotherapyGroups.html	708	0.3%	700	0.3%	622	0.5%
17. /content/dam/clinicallibrary/mas/mem_ed/healthed/Pregnancy_Prenatal_Care/KP-HN-SafeStorageBreastMilk.pdf	695	0.2%	695	0.3%	670	0.5%
18. /mas/mem_ed/healthed/virtualpainresourcecenter.nohf.public.html	663	0.2%	660	0.2%	528	0.4%
19. /content/dam/clinicallibrary/mas/mem_ed/healthed/Infant_Care_Child_Health/n-6-6-9Year.pdf	656	0.2%	656	0.2%	599	0.5%
20. /content/clinicallibrary/natl/cmi/programs/dyslipidemia/guideline/index.html	647	0.2%	647	0.2%	629	0.5%
21. /content/dam/clinicallibrary/mas/mem_ed/healthed/health-resource-coordination/HRC _Program_Promotional_Flyer_FAQ.pdf	626	0.2%	626	0.2%	567	0.4%
22. /content/dam/clinicallibrary/ncal/clib/formulary/drug_faq/providers/drug-faq-prvdr-paxlovid-mild-to-moderate-covid.pdf	617	0.2%	617	0.2%	531	0.4%
23. /content/dam/clinicallibrary/mas/mem_ed/healthed/diabetes/KP-HL-7Meal-Ideas-ADA.pdf	586	0.2%	585	0.2%	522	0.4%
24. /content/dam/clinicallibrary/mas/operations/PatientCareResources/Conflicting-Diabetes.pdf	574	0.2%	574	0.2%	522	0.4%
25. /content/dam/clinicallibrary/mas/mem_ed/healthed/diabetes/InStep-With-Nutrition-Packet.pdf	542	0.2%	542	0.2%	453	0.4%
26. /content/dam/clinicallibrary/mas/mem_ed/healthed/Pregnancy_Prenatal_Care/PN2_revised12091.pdf	529	0.2%	529	0.2%	466	0.4%
27. /content/dam/clinicallibrary/mas/mem_ed/healthed/Nutrition/Online-Nutrition-for-Weight-Control-Presentation.pdf	510	0.2%	510	0.2%	366	0.3%
28. /content/dam/clinicallibrary/mas/mem_ed/healthed/Pregnancy_Prenatal_Care/KP-FMLA-ParentLeaveTips-EN-SP.pdf	497	0.2%	495	0.2%	458	0.4%
29. /content/dam/clinicallibrary/mas/mem_ed/healthed/Pregnancy_Prenatal_Care/Prenatal-3-Handouts-Online.pdf	486	0.2%	486	0.2%	421	0.3%
30. /content/clinicallibrary/natl/cmi/programs/hypertension/guideline/index.html	480	0.2%	480	0.2%	457	0.4%
31. /content/dam/clinicallibrary/mas/mem_ed/healthed/Nutrition/KP-WeightMgmt-Participants-Final.pdf	477	0.2%	477	0.2%	412	0.3%
32. /content/dam/clinicallibrary/mas/mem_ed/healthed/Infant_Care_Child_Health/j-10-2YearHA05-05-09.pdf	462	0.2%	462	0.2%	414	0.3%
33. /content/dam/clinicallibrary/mas/mem_ed/healthed/health-resource-coordination/KP-WellnessWheel-Infographic-ADA-FINAL....	454	0.2%	452	0.2%	417	0.3%
34. /content/dam/clinicallibrary/mas/mem_ed/healthed/Pregnancy_Prenatal_Care/KP-HealthBegin-Issue-5.pdf	441	0.2%	439	0.2%	424	0.3%
35. /content/dam/clinicallibrary/mas/mem_ed/healthed/Infant_Care_Child_Health/b-18-2Week.pdf	431	0.2%	431	0.2%	386	0.3%
36. /content/dam/clinicallibrary/mas/mem_ed/healthed/Infant_Care_Child_Health/l-8-4Year.pdf	416	0.1%	416	0.2%	381	0.3%
37. /content/dam/clinicallibrary/mas/mem_ed/healthed/Womens_Health/PHQ9-GAD7-screening-tool.pdf	412	0.1%	410	0.1%	369	0.3%
38. /content/dam/clinicallibrary/mas/mem_ed/healthed/Infant_Care_Child_Health/i-11-18Month.pdf	406	0.1%	405	0.1%	362	0.3%
39. /content/dam/clinicallibrary/mas/mem_ed/healthed/Nutrition/Nutrition_for_Weight_Control/Nutrition-for-Weight-Control-Ha...	393	0.1%	391	0.1%	316	0.2%
40. /mas/operations/medicaid/virginia-medicaid.html	379	0.1%	379	0.1%	248	0.2%
41. /content/dam/clinicallibrary/mas/mem_ed/healthed/Pregnancy_Prenatal_Care/KP-NewBornClub-Flyer.pdf	378	0.1%	378	0.1%	366	0.3%
42. /content/dam/clinicallibrary/natl/mem_ed/pi/ad1482.pdf	377	0.1%	376	0.1%	367	0.3%
43. /content/dam/clinicallibrary/mas/mem_ed/healthed/Nutrition/KP-YCNN-HealthyFoodChoicesThePlate.pdf	375	0.1%	374	0.1%	318	0.2%
44. /content/dam/clinicallibrary/mas/mem_ed/healthed/Infant_Care_Child_Health/o-5-10-12Year.pdf	374	0.1%	374	0.1%	345	0.3%
45. /content/dam/clinicallibrary/mas/mem_ed/healthed/diabetes/blood_sugar_goals.pdf	368	0.1%	368	0.1%	324	0.3%
46. /mas/operations/PatientCareResources/Taking-Care-of-your-Breast-Cancer-With-a-Multidisciplinary-Approach.nohf.public.html	367	0.1%	359	0.1%	247	0.2%
47. /content/dam/clinicallibrary/mas/mem_ed/healthed/Infant_Care_Child_Health/d-16-4Month.pdf	352	0.1%	352	0.1%	315	0.2%
48. /content/dam/clinicallibrary/mas/mem_ed/healthed/diabetes/InStep-with-Diabetes-Handout.pdf	352	0.1%	352	0.1%	304	0.2%
49. /content/dam/clinicallibrary/mas/mem_ed/healthed/Nutrition/CKD/KP-CKD-Potassium.pdf	351	0.1%	351	0.1%	281	0.2%
50. /mas/operations/medicaid/maryland-medicaid.html	350	0.1%	350	0.1%	229	0.2%

CL Site Content: Top Accessed Page Paths

Page Path Page: 1 / 121 › Rows: 50 1-50 of 6,018	Page Views Jan 1 – Dec 31 276,625 out of 276,625		Visits Jan 1 – Dec 31 128,168 out of 128,168		Visits / Visitor Jan 1 – Dec 31 4.04 out of 4.04	
1. /mas/home/search.html	59,562	21.5%	27,885	21.8%	2.38	59.0%
2. /mas/home.html	54,092	19.6%	43,098	33.6%	2.42	59.9%
3. /mas/news/emr-portal.html	46,777	16.9%	39,833	31.1%	10.59	262.0%
4. /mas/home/browsebox.html	6,415	2.3%	5,055	3.9%	2.30	56.9%
5. /mas/home/my-clinical-library.html	5,065	1.8%	3,044	2.4%	3.38	83.7%
6. /mas/operations/PatientCareResources/Weight-Management-Microsite.nohf.public.html	2,915	1.1%	2,416	1.9%	1.15	28.4%
7. /mas/home/refcontainerpage.html/content/clinicallibrary/natl/pathways/oncology/index.html	1,913	0.7%	1,110	0.9%	37.00	915.7%
8. /content/dam/clinicallibrary/mas/operations/technical-resources/Diagnosis-Review-BPA-Tipsheet.pdf	1,204	0.4%	1,115	0.9%	2.61	64.5%
9. /content/dam/clinicallibrary/mas/mem_ed/healthed/Infant_Care_Child_Health/p-4-13-18Year.pdf	1,168	0.4%	1,000	0.8%	4.95	122.5%
10. /content/dam/clinicallibrary/mas/mem_ed/healthed/Infant_Care_Child_Health/q-3-13-18Year.pdf	891	0.3%	770	0.6%	4.53	112.1%
11. /content/dam/clinicallibrary/mas/mem_ed/healthed/Pregnancy_Prenatal_Care/Prenatal-2-Handouts-Online.pdf	808	0.3%	652	0.5%	1.43	35.4%
12. /content/dam/clinicallibrary/mas/mem_ed/healthed/diabetes/plate_method.pdf	804	0.3%	732	0.6%	3.39	83.9%
13. /content/clinicallibrary/natl/cmi/programs/diabetes/guideline/index.html	769	0.3%	732	0.6%	3.96	97.9%
14. /content/dam/clinicallibrary/mas/mem_ed/healthed/covid-19/KP-COVID-VaccineInfo.pdf	760	0.3%	638	0.5%	1.29	32.0%
15. /mas/operations/commercial.html	704	0.3%	506	0.4%	5.01	124.0%
16. /mas/mem_ed/healthed/BehavioralHealthPsychotherapyGroups.html	700	0.3%	622	0.5%	2.52	62.3%
17. /content/dam/clinicallibrary/mas/mem_ed/healthed/Pregnancy_Prenatal_Care/KP-HN-SafeStorageBreastMilk.pdf	695	0.3%	670	0.5%	10.15	251.2%
18. /mas/mem_ed/healthed/virtualpainresourcecenter.nohf.public.html	660	0.2%	528	0.4%	1.52	37.5%
19. /content/dam/clinicallibrary/mas/mem_ed/healthed/Infant_Care_Child_Health/n-6-6-9Year.pdf	656	0.2%	599	0.5%	4.57	113.2%
20. /content/clinicallibrary/natl/cmi/programs/dyslipidemia/guideline/index.html	647	0.2%	629	0.5%	6.42	158.8%
21. /content/dam/clinicallibrary/mas/mem_ed/healthed/health-resource-coordination/HRC _Program_Promotional_Flyer_FAQ.pdf	626	0.2%	567	0.4%	2.75	68.1%
22. /content/dam/clinicallibrary/ncal/clib/formulary/drug_faq/providers/drug-faq-prvdr-paxlovid-mild-to-moderate-covid.pdf	617	0.2%	531	0.4%	1.76	43.7%
23. /content/dam/clinicallibrary/mas/mem_ed/healthed/diabetes/KP-HL-7Meal-Ideas-ADA.pdf	585	0.2%	522	0.4%	2.33	57.7%
24. /content/dam/clinicallibrary/mas/operations/PatientCareResources/Conflicting-Diabetes.pdf	574	0.2%	522	0.4%	2.17	53.8%
25. /content/dam/clinicallibrary/mas/mem_ed/healthed/diabetes/InStep-With-Nutrition-Packet.pdf	542	0.2%	453	0.4%	4.36	107.8%
26. /content/dam/clinicallibrary/mas/mem_ed/healthed/Pregnancy_Prenatal_Care/PN2_revised12091.pdf	529	0.2%	466	0.4%	1.31	32.3%
27. /content/dam/clinicallibrary/mas/mem_ed/healthed/Nutrition/Online-Nutrition-for-Weight-Control-Presentation.pdf	510	0.2%	366	0.3%	1.41	35.0%
28. /content/dam/clinicallibrary/mas/mem_ed/healthed/Pregnancy_Prenatal_Care/KP-FMLA-ParentLeaveTips-EN-SP.pdf	495	0.2%	458	0.4%	2.40	59.3%
29. /content/dam/clinicallibrary/mas/mem_ed/healthed/Pregnancy_Prenatal_Care/Prenatal-3-Handouts-Online.pdf	486	0.2%	421	0.3%	1.42	35.1%
30. /content/clinicallibrary/natl/cmi/programs/hypertension/guideline/index.html	480	0.2%	457	0.4%	3.20	79.1%
31. /content/dam/clinicallibrary/mas/mem_ed/healthed/Nutrition/KP-WeightMgmt-Participants-Final.pdf	477	0.2%	412	0.3%	2.34	57.9%
32. /content/dam/clinicallibrary/mas/mem_ed/healthed/Infant_Care_Child_Health/j-10-2YearHA05-05-09.pdf	462	0.2%	414	0.3%	2.69	66.5%
33. /content/dam/clinicallibrary/mas/mem_ed/healthed/health-resource-coordination/KP-WellnessWheel-Infographic-ADA-FINAL.pdf	452	0.2%	417	0.3%	1.63	40.3%
34. /content/dam/clinicallibrary/mas/mem_ed/healthed/Pregnancy_Prenatal_Care/KP-HealthBegin-Issue-5.pdf	439	0.2%	424	0.3%	4.76	117.9%
35. /content/dam/clinicallibrary/mas/mem_ed/healthed/Infant_Care_Child_Health/b-18-2Week.pdf	431	0.2%	386	0.3%	2.95	72.9%
36. /content/dam/clinicallibrary/mas/mem_ed/healthed/Infant_Care_Child_Health/l-8-4Year.pdf	416	0.2%	381	0.3%	2.98	73.7%
37. /content/dam/clinicallibrary/mas/mem_ed/healthed/Womens_Health/PHQ9-GAD7-screening-tool.pdf	410	0.1%	369	0.3%	1.76	43.5%
38. /content/dam/clinicallibrary/mas/mem_ed/healthed/Infant_Care_Child_Health/i-11-18Month.pdf	405	0.1%	362	0.3%	2.38	58.9%
39. /content/dam/clinicallibrary/mas/mem_ed/healthed/Nutrition/Nutrition_for_Weight_Control/Nutrition-for-Weight-Control-Handouts-English.pdf	391	0.1%	316	0.2%	1.42	35.1%
40. /mas/operations/medicaid/virginia-medicaid.html	379	0.1%	248	0.2%	2.79	69.0%
41. /content/dam/clinicallibrary/mas/mem_ed/healthed/Pregnancy_Prenatal_Care/KP-NewBornClub-Flyer.pdf	378	0.1%	366	0.3%	10.76	266.4%
42. /content/dam/clinicallibrary/natl/mem_ed/pi/ad1482.pdf	376	0.1%	367	0.3%	1.49	36.8%
43. /content/dam/clinicallibrary/mas/mem_ed/healthed/Infant_Care_Child_Health/o-5-10-12Year.pdf	374	0.1%	345	0.3%	3.35	82.9%
44. /content/dam/clinicallibrary/mas/mem_ed/healthed/Nutrition/KP-YCNN-HealthyFoodChoicesThePlate.pdf	374	0.1%	318	0.2%	1.99	49.2%
45. /content/dam/clinicallibrary/mas/mem_ed/healthed/diabetes/blood_sugar_goals.pdf	368	0.1%	324	0.3%	2.01	49.8%
46. /mas/operations/PatientCareResources/Taking-Care-of-your-Breast-Cancer-With-a-Multidisciplinary-Approach.nohf.public.html	359	0.1%	247	0.2%	1.34	33.2%
47. /content/dam/clinicallibrary/mas/mem_ed/healthed/Infant_Care_Child_Health/d-16-4Month.pdf	352	0.1%	315	0.2%	2.46	60.9%
48. /content/dam/clinicallibrary/mas/mem_ed/healthed/diabetes/InStep-with-Diabetes-Handout.pdf	352	0.1%	304	0.2%	1.58	39.0%
49. /content/dam/clinicallibrary/mas/mem_ed/healthed/Nutrition/CKD/KP-CKD-Potassium.pdf	351	0.1%	281	0.2%	4.26	105.4%
50. /mas/operations/medicaid/maryland-medicaid.html	350	0.1%	229	0.2%	2.06	51.1%

Clinical Calculator use by month

Page Views [Clinical Calculator content use]

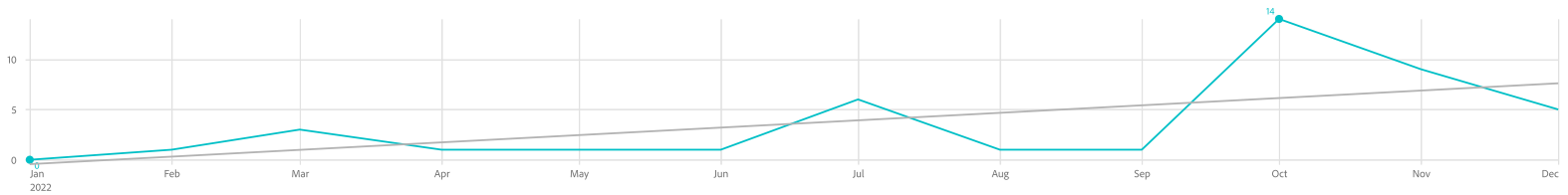

Calculator Use

Segments	Page Views

Page: 1 / 1 Rows: 50 1-1 of 1	43
1. Clinical Calculator content use	43 100.0%
Month ↑ Page: 1 / 1 Rows: 400 1-12 of 12	43 out of 43
1. Jan 2022	0 0.0%
2. Feb 2022	1 2.3%
3. Mar 2022	3 7.0%
4. Apr 2022	1 2.3%
5. May 2022	1 2.3%
6. Jun 2022	1 2.3%
7. Jul 2022	6 14.0%
8. Aug 2022	1 2.3%
9. Sep 2022	1 2.3%
10. Oct 2022	14 32.6%
11. Nov 2022	9 20.9%
12. Dec 2022	5 11.6%

Clinical Calculator content use

Calculators (by Page)

	Page Views
Segments Page: 1 / 1 Rows: 50 1-1 of 1	43
1. Clinical Calculator content use	43 100.0%
Page Page: 1 / 1 Rows: 25 1-1 of 1	43 out of 43
1. content:clinicallibrary:mas:home:refcontainerpage	43 100.0%

Clinical Calc...

Calculators (by Page path)

	Page Views
Segments Page: 1 / 1 Rows: 50 1-1 of 1	43
1. Clinical Calculator content use	43 100.0%
Page Path Page: 1 / 1 Rows: 25 1-4 of 4	43 out of 43
1. /content/clinicallibrary/ncal/clib/tools/peds_emergency_calculator/pediatric-emergency-calculator.html	38 88.4%
2. /content/clinicallibrary/ncal/clib/tools/nicu_feeding_calculator/nicu-feeding-calculator.html	2 4.7%
3. /content/clinicallibrary/natl/cmi/interregional/sdm/chads2-afib.html	2 4.7%
4. /content/clinicallibrary/ncal/clib/tools/community_acquired_pneumonia_calculator/community-acquired-pneumonia-calculator.html	1 2.3%

Clinical Calculator content use

Ask a Librarian engagement

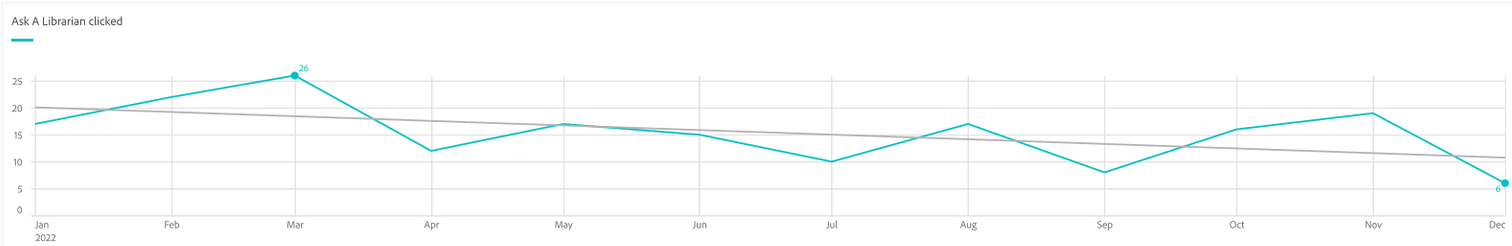

Ask A Librarian use

	Ask A Librarian clicked
Month ↑ Page: 1 / 1 Rows: 400 1-12 of 12	185 out of 185
1. Jan 2022	17 9.2%
2. Feb 2022	22 11.9%
3. Mar 2022	26 14.1%
4. Apr 2022	12 6.5%
5. May 2022	17 9.2%
6. Jun 2022	15 8.1%
7. Jul 2022	10 5.4%
8. Aug 2022	17 9.2%
9. Sep 2022	8 4.3%
10. Oct 2022	16 8.6%
11. Nov 2022	19 10.3%
12. Dec 2022	6 3.2%

Searches per month

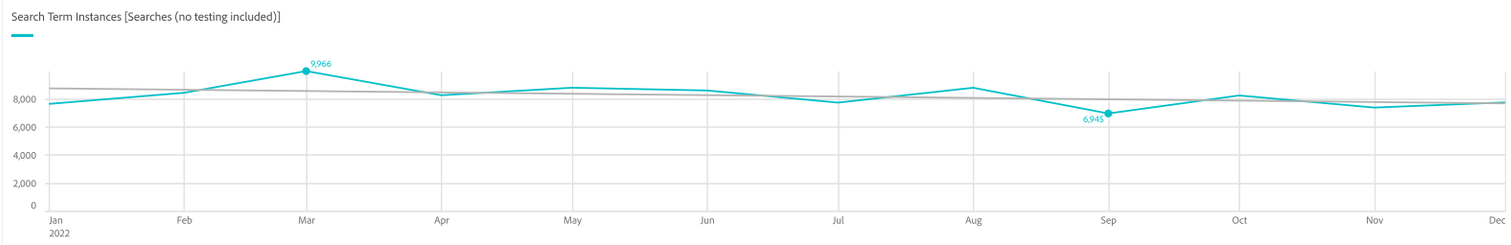

Search Use (by month)

Segments ↑ Page: 1 / 1 Rows: 400 1-1 of 1	Search Term Instances (Jan 1 – Dec 31)	
	98,389	
1. Searches (no testing included)	98,389	100.0%
Month ↑ Page: 1 / 1 Rows: 400 1-12 of 12	98,389 out of 98,389	
1. Jan 2022	7,628	7.8%
2. Feb 2022	8,419	8.6%
3. Mar 2022	9,966	10.1%
4. Apr 2022	8,244	8.4%
5. May 2022	8,780	8.9%
6. Jun 2022	8,582	8.7%
7. Jul 2022	7,720	7.8%
8. Aug 2022	8,777	8.9%
9. Sep 2022	6,945	7.1%
10. Oct 2022	8,227	8.4%
11. Nov 2022	7,366	7.5%
12. Dec 2022	7,735	7.9%

Searches (no testing included)

How many searches ended up Internal or External?

Segments ↑ Page: 1 / 1 Rows: 400 1-1 of 1	KP Internal or External Search Result Instances (Jan 1 – Dec 31)	
	97,472	
1. Searches (no testing included)	97,472	100.0%
KP Internal or External Search Result Page: 1 / 1 Rows: 400 1-4 of 4	97,472 out of 97,472	
1. KP Internal Search Result	73,185	75.1%
2. ExternalSearchResult	19,450	20.0%
3. External Search Result	3,949	4.1%
4. KP External Search Result	888	0.9%

Searches (no testing included)

Search Use: Top search terms

Search Term (advanced) Page: 1 / 711 › Rows: 25 1-25 of 17,759	Search Term Instances (Jan 1)	
	98,389 out of 98,389	
1. health assessment	4,080	4.1%
2. hemorrhoids	606	0.6%
3. healthy beginnings	594	0.6%
4. medical coverage policy	582	0.6%
5. diabetes	574	0.6%
6. plantar fasciitis	441	0.4%
7. colposcopy	417	0.4%
8. fmla	369	0.4%
9. PHQ9	361	0.4%
10. phq-9	341	0.3%
11. gestational diabetes	337	0.3%
12. knee exercises	324	0.3%
13. diverticulosis	316	0.3%
14. asthma	300	0.3%
15. insulin	288	0.3%
16. back exercises	275	0.3%
17. back exercise	273	0.3%
18. cholesterol	268	0.3%
19. colon polyp	258	0.3%
20. hemorrhoid	251	0.3%
21. micromedex	246	0.3%
22. potassium	239	0.2%
23. breastfeeding	238	0.2%
24. knee exercise	226	0.2%
25. healthy weight by design	219	0.2%

Search Use: Change in search use from prior to current year

Search Term (advanced) Page: 1 / 1,357 › Rows: 25 1-25 of 33,90	Jan 1, 2021 - Dec 31, 2021 Search Term Instances (Jan 1 – Dec 31)		Search Term Instances (Jan 1 – Dec 31)		Percent change (Jan 1 – Dec 31)
	120,509 out of 120,547		98,389 out of 98,389		-18.36% out of -18.36%
1. health assessment	2,958	2.5%	4,080	4.1%	37.93%
2. hemorrhoids	515	0.4%	606	0.6%	17.67%
3. healthy beginnings	510	0.4%	594	0.6%	16.47%
4. medical coverage policy	566	0.5%	582	0.6%	2.83%
5. diabetes	818	0.7%	574	0.6%	-29.83%
6. plantar fasciitis	392	0.3%	441	0.4%	12.50%
7. colposcopy	562	0.5%	417	0.4%	-25.80%
8. fmla	15	0.0%	369	0.4%	2,360.00%
9. PHQ9	487	0.4%	361	0.4%	-25.87%
10. phq-9	348	0.3%	341	0.3%	-2.01%
11. gestational diabetes	342	0.3%	337	0.3%	-1.46%
12. knee exercises	454	0.4%	324	0.3%	-28.63%
13. diverticulosis	451	0.4%	316	0.3%	-29.93%
14. asthma	84	0.1%	300	0.3%	257.14%
15. insulin	351	0.3%	288	0.3%	-17.95%
16. back exercises	361	0.3%	275	0.3%	-23.82%
17. back exercise	326	0.3%	273	0.3%	-16.26%
18. cholesterol	295	0.2%	268	0.3%	-9.15%
19. colon polyp	256	0.2%	258	0.3%	0.78%
20. hemorrhoid	298	0.2%	251	0.3%	-15.77%
21. micromedex	340	0.3%	246	0.3%	-27.65%
22. potassium	314	0.3%	239	0.2%	-23.89%
23. breastfeeding	325	0.3%	238	0.2%	-26.77%
24. knee exercise	363	0.3%	226	0.2%	-37.74%
25. healthy weight by design	49	0.0%	219	0.2%	346.94%

Search : Browse ratio

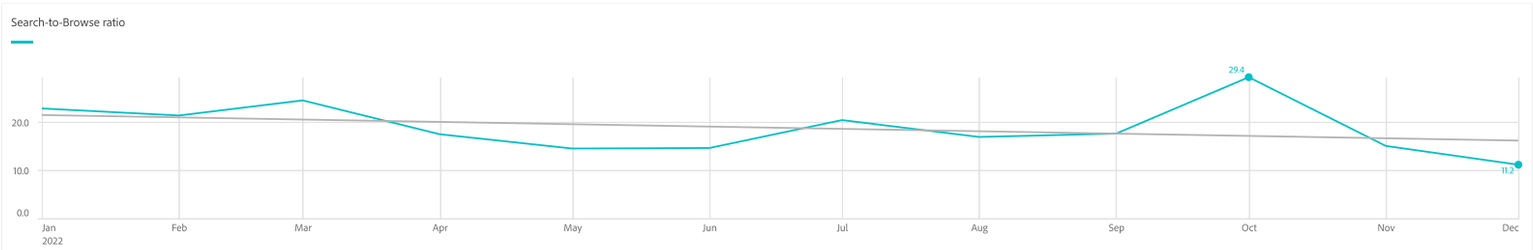

Search : Browse ratio per month

Month ↑	Search-to-Browse ratio
Page: 1 / 1 Rows: 400 1-12 of 12	17.8 out of 17.8
1. Jan 2022	22.9 128.7%
2. Feb 2022	21.4 120.5%
3. Mar 2022	24.6 138.2%
4. Apr 2022	17.5 98.6%
5. May 2022	14.5 81.8%
6. Jun 2022	14.6 82.4%
7. Jul 2022	20.5 115.1%
8. Aug 2022	16.9 95.4%
9. Sep 2022	17.6 99.3%
10. Oct 2022	29.4 165.4%
11. Nov 2022	15.1 84.9%
12. Dec 2022	11.2 62.9%

- **Clicks on the Print icon**

Month ↑	Page Views	Print Icon clicked
Page: 1 / 1 Rows: 400 1-12 of 12	276,625 out of 276,625	184 out of 184
1. Jan 2022	22,872 8.3%	10 5.4%
2. Feb 2022	26,415 9.5%	17 9.2%
3. Mar 2022	28,874 10.4%	4 2.2%
4. Apr 2022	23,181 8.4%	15 8.2%
5. May 2022	24,868 9.0%	15 8.2%
6. Jun 2022	24,249 8.8%	9 4.9%
7. Jul 2022	21,526 7.8%	28 15.2%
8. Aug 2022	23,080 8.3%	12 6.5%
9. Sep 2022	17,855 6.5%	12 6.5%
10. Oct 2022	21,134 7.6%	15 8.2%
11. Nov 2022	20,266 7.3%	29 15.8%
12. Dec 2022	22,305 8.1%	18 9.8%